



Benguet State University La Trinidad Campus

ANNUAL REPORT

I. Curriculum

A. Degree Program and short courses

In La Trinidad campus, there were 34 undergraduate programs, 37 master's degree programs, eight (8) doctorate degree programs, four diploma and three certificate programs.

During the 201st regular Board of Regents held on July 19,2022. The proposed new degree program MS Nutrition and Dietetics and proposed enhancement of BS Hospitality Management, MS Forestry (major in Silviculture and Watershed Management), MS Physical Education, MA Technical Vocational Studies were approved. The renaming of Physical Education to Physical Activities towards Health and Fitness (PATHFIT) was approved by the Board of Regents also.

New degree programs namely BS History, BS Psychology and MS Nutrition and Dietetics and BS Criminology extension were first offered during the first semester SY 2022-2023.

Degree Programs offered in La Trinidad campus

Undergraduate programs

- A. *College of Agriculture*
 - 1. BS Agriculture
 - 2. BS Agribusiness Management
- B. *College of Arts and Humanities*
 - 3. BA Communication
 - 4. BA English
 - 5. BA Filipino
- C. *College of Engineering*
 - 6. BS Agricultural and Biosystem Engineering
 - 7. BS Civil Engineering
 - 8. BS Electrical Engineering
 - 9. BS Industrial Engineering
- D. *College of Forestry*
 - 10. BS Forestry
- E. *College of Home Economics and Technology*
 - 11. BS Entrepreneurship
 - Fashion and Apparel Enterprise
 - Food Enterprise
 - 12. BS Hospitality Management
 - 13. BS Nutrition and Dietetics
 - 14. BS Food Technology
 - 15. BS Tourism Management
- F. *College of Human Kinetics*
 - 16. B Physical Education
 - 17. BS Exercise & Sport Science
- G. *College of Information Science*
 - 18. BS Information Technology
 - 19. BS Development Communication
 - 20. B Library Information Science
- H. *College of Natural Sciences*
 - 21. BS Biology

- 22. BS Chemistry
- 23. BS Environmental Science
- I. *College of Numeracy and Applied Sciences*
 - 24. BS Mathematics
 - 25. BS Applied Statistics
- J. *College of Nursing*
 - 26. BS Nursing
- K. *College of Public Administration and Governance*
 - 27. B Public Administration
- L. *College of Social Sciences*
 - 28. BA History
 - 29. BS Psychology
- M. *College of Teacher Education*
 - 30. B Early Childhood Education
 - 31. B Elementary Education
 - 33. B Technical Livelihood Education (major in-Home Economics)
- N. *College of Veterinary Medicine*
 - 34. Doctor in Veterinary Medicine

Master's Degree Program

- A. *College of Agriculture*
 - 1. MS Agribusiness Management
 - 2. MS Horticulture
 - 3. MS Agricultural Economics
 - 4. MS Plant Pathology
 - 5. MS Agronomy
 - 6. MS Rural Development
 - 7. MS Animal Science
 - 8. MS Soil Science
 - 9. MS Entomology
- B. *College of Arts and Humanities*
 - 10. MA English as a Second Language
 - 11. MA Filipino
 - 12. MA English Language Studies
- C. *College of Forestry*
 - 13. MS Forestry
 - Silviculture
 - Watershed Management
- D. *College of Home Economics and Technology*
 - 14. MA Home Economics
 - 15. MS in Nutrition and Dietetics
 - 16. MA Technology and Vocational Studies (formerly MA Technology and Home Economics)
- E. *College of Human Kinetics*
 - 17. MS Physical Education
- F. *College of Natural Sciences*
 - 18. MS Biology
 - 19. MS Environmental Science
 - 20. MS Chemistry (formerly MA Chemistry)
- G. *College of Numeracy and Applied Science*
 - 21. MA Applied Statistics
 - 22. MA Mathematics
 - 23. MA Physics
 - 24. MA General Science
- H. *College of Public Administration and Governance*
 - 25. M Public Administration
- I. *College of Social Sciences*
 - 26. MA Social Studies

J. College of Teacher Education

- 27. MA ED- Educational and Administration Supervision
- 28. MA ED Early Childhood
- 29. MA ED Elem Ed
- 30. MA Guidance
- 31. M Library and Information Science

K. Open University

- 32. M Community Health Development
- 33. M Development Communication
- 34. M Cooperative Management
- 35. M Human Resources Management
- 36. M Urban Management
- 37. M Non-Formal Education (formerly M Alternative Learning System)

Doctorate Degree Program

A. College of Agriculture

- 1. PhD Agronomy
- 2. PhD Rural Development
- 3. PhD Horticulture

B. College of Arts and Humanities

- 4. PhD English Language Studies
- 5. Doktor ng Pilosopiya sa Wikang Filipino
- 6. PhD Language Education

C. College of Natural Sciences

- 7. PhD Science Education -Biology

D. College of Teacher Education

- 8. PhD in Education major in Educational Management

Certificate and Diploma Programs

A. College of Human Kinetics

Diploma in Physical Education

B. College of Public Administration and Governance

Certificate in Public Administration

Diploma in Public Administration

C. Open University

Certificate in Organic Agriculture

Certificate in Community Health Development

Diploma in Training Management

Diploma in Urban Management

Approved new and enhanced degree programs in La Trinidad and BOR resolutions

New degree program

MS Nutrition and Dietetics - BOR Res. 269, s. 2022

Proposed Enhanced Degree Program

BS Hospitality Management - BOR Res. 272, s. 2022

MS Forestry

Silviculture - BOR Res. 273, s. .02022

Watershed Management - BOR Res. 273a, s. 2022

MS Physical Education - BOR Res. 274, s. 2022

MA Technical Vocational Studies - BOR Res. 277, s. 2022

B. Accreditation

On February 14-16, 2022, two undergraduate degree programs namely BS Entrepreneurship, B Library and Information Science and BS Information Technology were visited for accreditation. Meanwhile five graduate degree programs namely MA technology and Home Economics, MA Home Economics, MS Forestry, M Public Administration and MS Physical Education were also visited for accreditation.

BS Environmental Science was the only undergraduate degree programs visited for accreditation on February 16-18, 2022. On the same date, MA Applied Statistics, MA Mathematics, MA Physics, MS Biology, MA General Science and PhD Science Education- Biology were visited.

B Public Administration and BS Hospitality Management were accredited last September 12-16, 2022.

A total of six (6) undergraduate degree programs, 10 masteral degree programs and one (1) doctorate undergone accreditation this 2022.

C. Certificate of Program Compliance (COPC)

For BSU La Trinidad Campus, Commission on Higher Education issued Certificates of Program Compliance (COPC) for the BS in Psychology (COPC No. 01, s.2022) and BA in History (COPC No. 02, s.2022) degree programs.



Republic of the Philippines
Office of the President
COMMISSION ON HIGHER EDUCATION
Certificate Administrative Region
(Assessing Accessible and Relevant education services)
Certificate Administrative Region

CHED CAR ORDER
No. 01, Series of 2022

SUBJECT : CERTIFICATE OF PROGRAM COMPLIANCE (COPC)

In accordance with the pertinent provisions of Republic Act (RA) No. 7722, otherwise known as the "Higher Education Act of 1994," the **Certificate of Program Compliance (COPC)** is hereby granted to **BENQUET STATE UNIVERSITY (BSU), La Trinidad, Benguet** for the **BACHELOR OF SCIENCE IN PSYCHOLOGY** Program.

This Certificate of Program Compliance shall be subject to revocation if the herein institution fails to operate in accordance with the laws of the Republic of the Philippines and/or fails to comply with the rules and regulations of the Commission on Higher Education pertaining to the organization, administration and supervision of Higher Education Institutions. The University authorities shall inform the Commission of any plan or action regarding closure or phasing out of the program or any change(s) in the prescribed requirements.

Furthermore, this Certificate of Program Compliance does not extend to any branch of the institution, whether located in the same place or elsewhere.

Issued at Cebuano, La Trinidad, Benguet, this 5th day of July, 2022.

FOR THE COMMISSION:

DEMETRIO P. ANDUYAN JR., PhD, CESE
Director IV

(Not valid without CHED seal
or with Erasures/Alterations)

Es. 6, Cebuano, Ballei, La Trinidad, Benguet, Philippines
Email: chc@ched.gov.ph; Telephone No. 422-4852; Telefax No. 422-2418
FB Page: [chedofficial](https://www.facebook.com/chedofficial)
WWW.CHEd.GOV.PH



Republic of the Philippines
Office of the President
COMMISSION ON HIGHER EDUCATION
Certificate Administrative Region
(Assessing Accessible and Relevant education services)
Certificate Administrative Region

CHED CAR ORDER
No. 02, Series of 2022

SUBJECT : CERTIFICATE OF PROGRAM COMPLIANCE (COPC)

In accordance with the pertinent provisions of Republic Act (RA) No. 7722, otherwise known as the "Higher Education Act of 1994," the **Certificate of Program Compliance (COPC)** is hereby granted to **BENQUET STATE UNIVERSITY (BSU), La Trinidad, Benguet** for the **BACHELOR OF ARTS IN HISTORY** Program.

This Certificate of Program Compliance shall be subject to revocation if the herein institution fails to operate in accordance with the laws of the Republic of the Philippines and/or fails to comply with the rules and regulations of the Commission on Higher Education pertaining to the organization, administration and supervision of Higher Education Institutions. The University authorities shall inform the Commission of any plan or action regarding closure or phasing out of the program or any change(s) in the prescribed requirements.

Furthermore, this Certificate of Program Compliance does not extend to any branch of the institution, whether located in the same place or elsewhere.

Issued at Cebuano, La Trinidad, Benguet, this 5th day of July, 2022.

FOR THE COMMISSION:

DEMETRIO P. ANDUYAN JR., PhD, CESE
Director IV

(Not valid without CHED seal
or with Erasures/Alterations)

Es. 6, Cebuano, Ballei, La Trinidad, Benguet, Philippines
Email: chc@ched.gov.ph; Telephone No. 422-4852; Telefax No. 422-2418
FB Page: [chedofficial](https://www.facebook.com/chedofficial)
WWW.CHEd.GOV.PH

II. Students

A. Performance in Licensure Examination

Licensure examinations for teachers were held during the first quarter. Nurses and another teacher's licensure examination was held on the second quarter. Meanwhile, licensure examinations for foresters, agricultural engineering, guidance counselor and librarians were held on the third quarter. Foresters, Nurses, Agriculturist, Teachers and Nutritionist - Dietitians licensure examinations were all held on the fourth quarter of the year.

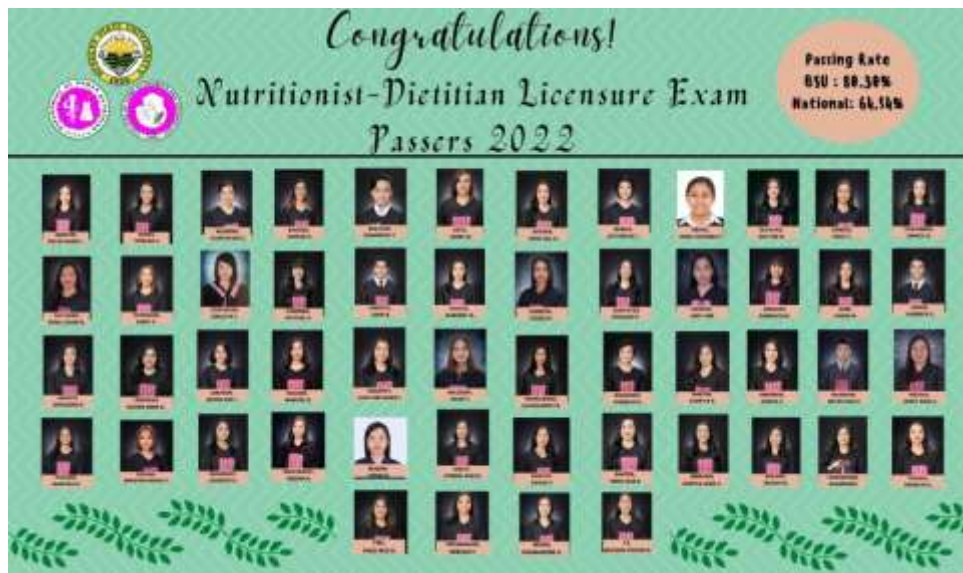
Overall, more than half of the examinees passed the licensure examinations. Also, 79 % of first timers passed the licensure examinations while almost all of the degree programs which have licensure examinations surpasses the national passing rate.

Results of Licensure Examination

Licensure Program	Date/s of Exam	Total No. of Passers	No. of BSU Examinees	No. of First-time examinees who passed	Total No. of first-time examinees	Percentage of first timers	BSU Passing Rate (%)	National Passing Rate (%)
Agricultural Engineers	Sept. 29-30, 2021	30	76	-	-	-	39.47	36.42
Agriculture	November 21-24, 2022	134	246	107	177	60.45	54.47	34.57
Forestry	October 26-27, 2022	30	46	36	50	72	60.53	54.87
Nurses	November 2022	127	127	-	-	-	100	74.4
	May 29-30, 2022	1	1	0	0	0	100	60
Nutritionist-Dietitians	October 2022	53	66	48	58	82.76	80.30	65.58
Teachers (Elementary)	June 2022	4	3	2	3	66.67	75	50.54
	March, 2022	24	30	-	-	-	80	48.81
	January, 2022	15	17	-	-	-	88.24	55.66
Teachers (Secondary)	June, 2022	13	10	6	7	85.71	76.92	50.48
	October, 2022	122	140	81	88	92.05	87.14	54.43
	March	19	37	-	-	-	51.35	41.72
	January	34	53	-	-	-	33.33	41.72
Guidance Counselor	August, 2022	1	1	1	1	100	100	61.27
Librarians	September, 2022	23	32	22	31	70.97	71.88	39.43
Grand Total		247	372	79	100	79 %	66.40 %	



Diana Faith Fernando Dalilis, a graduate of Bachelor of Library and Information Science landed as Top 9 for the 2022 September Librarian licensure examination.



New 53 Nutritionist- Dieticians

Benguet State University rank as Top 1 during the November Nursing Licensure Examination. 127 first time examinees all passed the licensure examinations garnering a 100 % passing rate.

Four (4) of the examinees were included as toppers:

- TOP 7** Krixanne Gwyneth Martin Colas (88.80 %) and Karla Karina Ekwey Dela Cruz (88.80 %)
- TOP 9** Janille Mangusan Beray (88.40 %)
- TOP 10** Stefanie Soliba Banawa (88.20 %)

B. Enrollment

For second semester of school year 2021-2022, the total number of students is 9,857 of which 84.10% are enrolled in undergraduate programs (Table 2). More than 2% enrolled in masteral and less than 14% in doctorate.

The total number of students who enrolled for Mid-Year in is 2,214 of which 76.56% enrolled in undergraduate programs, 20.05 % enrolled in Master's degree and the remaining 3.39% enrolled in Doctorate.

A total of 12,893 enrolled in La Trinidad campus for the first semester of school year 2022-2023. BSU - La Trinidad registered 10,994 enrollees for undergraduate, 88 enrollees for Professional Education, 18 enrollees for diploma, 38 enrollees for certificate, 1,528 for master's degree, and 227 enrollees for doctorate degree programs.

Summary of Enrollees for the year 2022

Degree	Second semester SY 2021-2022	MIDYEAR	First semester SY 2022-2023
Baccalaureate	8,219	1,690	10,994
Masteral	1,307	422	1,528
Doctorate	215	75	227
Diploma	9	19	18
Certificate	38	18	38
Professional Education	70	-	88
Total	9,858	2,224	12,893

C. Graduation

There is a total of 1,585 graduates in the three campuses for school year 2021-2022. La Trinidad Campus has the biggest number with 1,585 graduates where 1,471 are from the undergraduate degree programs, 45 from diploma/certificates, 54 from master's and 15 from the doctorate programs.

For midyear of 2022, there are 72 graduates for all the degree programs in which more than half of it is baccalaureate degree graduates.

There were 311 Latin awardees with La Trinidad having 265 Cum Laude and 29 and Magna Cum Laude.

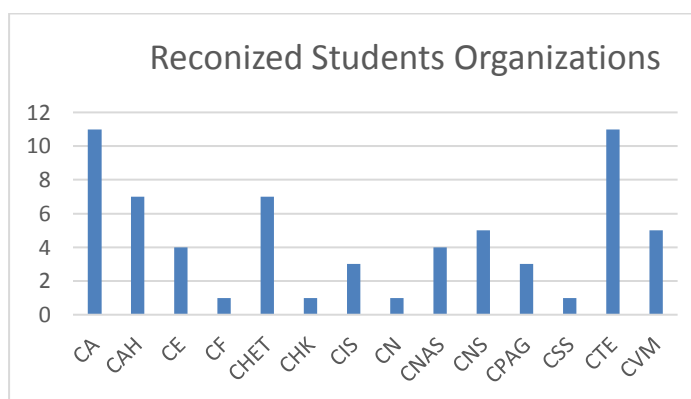
Summary of Graduates for the year 2022

Degree	Second semester SY 2021-2022	MIDYEAR 2022
Baccalaureate	1471	39
Masteral	54	19
Doctorate	15	2
Diploma	7	5
Certificate	38	7
Total	1585	72



D. Recognized Student Organizations

There are 74 recognized student organizations (RSOs) for the school year 2022- 2023.



Distribution of student organizations by college.

E. Participations to competitions

Summary of Competitions participated by students

F. Participation to Trainings/seminars/conferences

At least two hundred twenty-seven (227) seminars at various levels. Majority of the seminars were with the College of Veterinary Medicine. Despite the pandemic, CVM was able to provide face-to-face and online seminars to their students.

Distribution of seminars attended by students

College	International	National	Regional	Local/ Institutional
CA				35
CAH				2
CE				
CF				
CHET		3	8	5
CHK				1
CIS				30

College	International	National	Regional	Local/ Institutional
CN				11
CNAS				2
CNS				
CPAG				10
CSS				
CTE			3	21
CVM				96
TOTAL SEMINARS				
TOTAL PARTICIPANTS				
GRAND TOTAL	227			

Source: Quarterly report from the colleges

F. Student's Awards and Recognitions

A total of 156 academic and non-academic awards were received by the students from the different colleges. Table below shows details of the student awards.

Distribution of student awardees

College	International	National	Regional	Local/ Institutional
CA				2
CAH	-	-	-	-
CE	-	-	-	-
CF	-	-	-	-
CHET		4	2	3
CHK	1	9		1
CIS				41
CN	-	-	-	-
CNAS	-	-	-	-
CNS				1
CPAG		1		23
CSS	-	-	-	-
CTE	-	-	1	38
CVM	-	-	-	29
TOTAL SEMINARS	1	14	3	138
GRAND TOTAL	156			

Source : Quarterly report from the colleges

Outstanding Student Leader Awardee (Junior)



Shanerisse Tamondong



Levygrace Bosilo



Ma. Angielou Reyes



Daisybel Macaburas,



III. Faculty Member's Profile

A. Educational Attainment

La Trinidad campus has 261 plantilla faculty members where 52.87 % are master's degree holders and 45.60% are doctorate degree holders while 1.53 % are bachelor's degree holders.

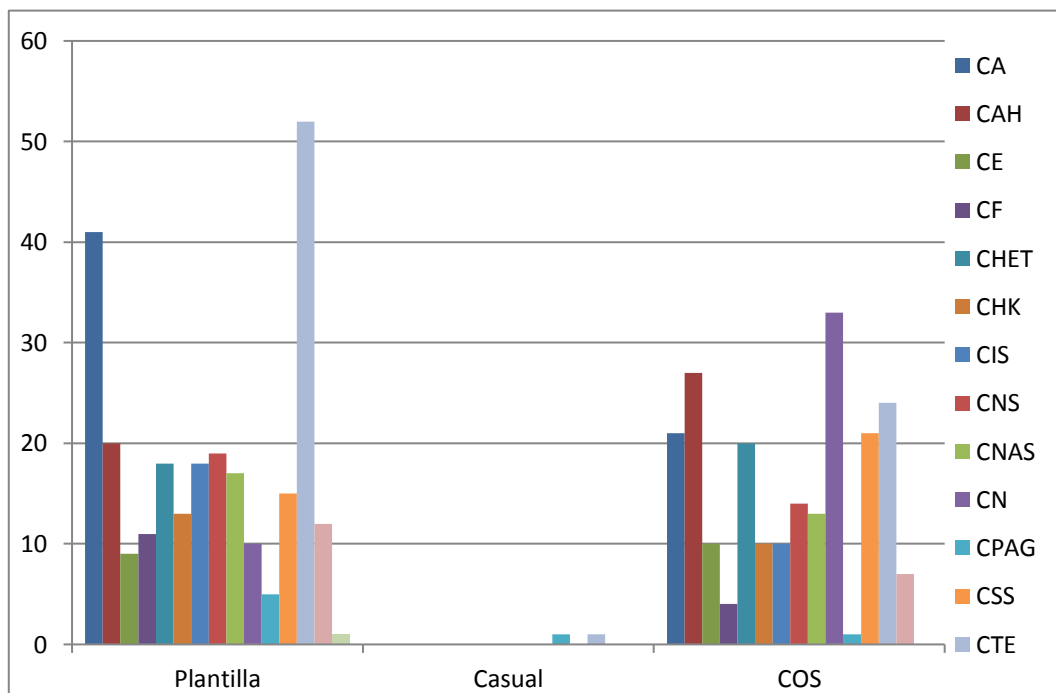
Distribution of educational attainment of plantilla faculty members by college

College	BS/BA	MS/MA	PhD / Ed.D
CA	2	21	18
CAH	0	5	15
CE	1	7	1
CF	0	5	6
CHET	0	12	6
CHK	0	7	6
CIS	0	13	5
CNS	0	12	7
CNAS	0	7	10
CN	0	8	2
CPAG	0	3	3
CSS	0	5	10
CTE	0	23	29
CVM	1	10	1
TOTAL	4	138	119
PERCENTAGE	1.53 %	52.87 %	45.60 %

SOURCE: Human Resource Management Office

B. Tenure

The La Trinidad campus has 261 faculty members holding plantilla positions in different colleges, 2 casuals and 144 COS/Substitute faculty members.



Distribution by tenure in La Trinidad campus

Distribution of faculty members by tenure of office

Colleges	Tenure		
	Plantilla	Casual	COS
CA	41		21
CAH	20		27
CE	9		10
CF	11		4
CHET	18		20
CHK	13		10
CIS	18		10
CNS	19		14
CNAS	17		13
CN	10		33
CPAG	6	1	1
CSS	15		21
CTE	52	1	24
CVM	12		7
TOTAL	261		235

SOURCE: Human Resource Management Office

C. Faculty Awards

Several faculty members were recipients of 27 awards of various categories given at different levels. More than fifty percent (50%) of the awards were local.

College	International	National	Regional	Local
CA	-	-	-	4
CAH	-	-	-	-
CE	-	-	-	1
CF	-	-	-	-
CHET		3	-	2
CHK	-	-	2	
CIS	-	-	-	1
CN	-	-	-	-
CNAS	-	-	-	-
CNS	-	-	-	-
CPAG	-	5	2	3
CSS	-	-	-	-
CTE	-	-	-	2
CVM	-	-	-	2
Subtotal		8	4	15
Grand Total		27		

Distribution of awards received by faculty members

D. Faculty Members Pursuing Graduate Studies

A total of 123 teaching and non-teaching personnel who are pursuing graduate studies. 63 are pursuing masteral degree program and 60 are pursuing doctorate degree program.

Graduate studies being pursued

College	Graduate Studies		
	MS/ MA	Doctorate	Total
CA	10	7	17
CAH	0	1	1
CE		2	2
CF	0	3	3
CHET	6	7	13
CHK	5		5
CIS	4	7	11
CNS	7	3	10
CNAS		4	4
CN	17	2	19
CPAG		2	2
CSS	8	8	16
CTE	6	13	19
CVM		1	1
Grand Total	63	60	123

SOURCE: Quarterly Report of the colleges

E. Participation to Trainings/seminars/conferences

Table below presents the seminar-workshops/trainings attended by the faculty members. A total of 1977 faculty members attended seminars from the different colleges. Majority of the seminars they attended were local (1172).

Distribution of seminar-participants by category

College	International	National	Regional	Local
CA	30	115	25	286
CAH	20	30	14	64
CE	2	4	2	25
CF	1	15	2	38
CHET	16	105	22	136
CHK	4	10	6	54
CIS	10	23	6	46
CN	5	20	7	5
CNAS	0	9	3	120
CNS	23	106	1	51
CPAG	9	2	4	17
CSS	32	17	6	149
CTE	11	15	9	83
CVM	22	30	12	98
Subtotal	185	501	119	1172
Grand Total	1977			

SOURCE: Quarterly Report of colleges